

Primary lithium battery

LS 14250W

3.6 V Primary lithium-thionyl chloride (Li-SOCl₂)

High energy density

¹/₄AA-size bobbin cell

For demanding environments up to +95°C

For applications requesting superior voltage response and operating life in widely fluctuating temperature environments up to +95°C.

Benefits

- o High voltage response, stable during most of the lifetime of the application
- o Superior voltage readings after exposure at elevated temperature
- o Voltage readings during pulsing moderately affected by T fluctuations
- o Low self-discharge rate (less than 1 % per year of storage at +20 °C)
- o Easy integration into compact systems
- o Superior resistance to atmospheric corrosion

Key features

- o Stainless steel container and end caps (low magnetic signature)
- o Hermetic glass-to-metal sealing
- o Non-flammable electrolyte
- o Compliant with IEC 60086-4 safety standard and IEC 60079 -11 intrinsic safety standard (class T4 assignment)
- o Underwriters Laboratories (UL) Component Recognition
- o Non-restricted for transport/ Non-assigned to Class 9 according to the UN Recommendations on the transport of dangerous goods - Model Regulations
- o Manufactured in France, China

Main applications

- o Electronic toll collection
- o Utility metering
- o Automatic meter reading
- o Alarms and security devices
- o Tracking systems
- o Automotive electronics
- o Professional electronics

Cell size references

¹/₂ R6 – ¹/₂ AA

Electrical characteristics

(typical values relative to cells stored for one year or less at +30 °C max.)

Nominal capacity (at 1 mA +20 °C 2.0 V cu t-off. The capacity restored by the cell varies according to current drain, temperature and cu t-off)	1.20 Ah
Open circuit voltage (at +20 °C)	3.67 V
Nominal voltage (at 0.1 mA +20 °C)	3.6 V
Nominal energy	4.32 Wh

Pulse capability : Typically up to 100 mA (100 mA/0.1 second pulses, drained every 2 mn at +20 °C from undischarged cells with 10 µA base current, yield voltage readings above 3.0 V. The readings may vary according to the pulse characteristics, the temperature, and the cell's previous history. Fitting the cell with a capacitor may be recommended in severe conditions. Consult Saft)

Maximum recommended continuous current (Higher currents are possible, consult Saft)	20 mA
Storage (recommended) (for more severe conditions, consult Saft)	+30 °C (+86 °F) max
Operating temperature range (Operation above ambient T may lead to reduced capacity and lower voltage readings at the beginning of pulses. Consult Saft)	-60 °C/ +95 °C (-76 °F/ +203 °F)

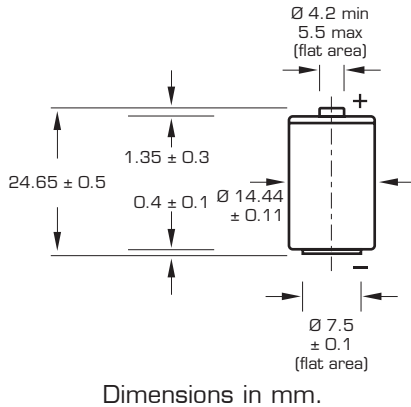
Physical characteristics

Diameter (max)	14.55 mm (0.57 in)
Height (max)	25.15 mm (0.99 in)
Typical weight	8.9 g (0.3 oz)
Li metal content	approx. 0.3 g

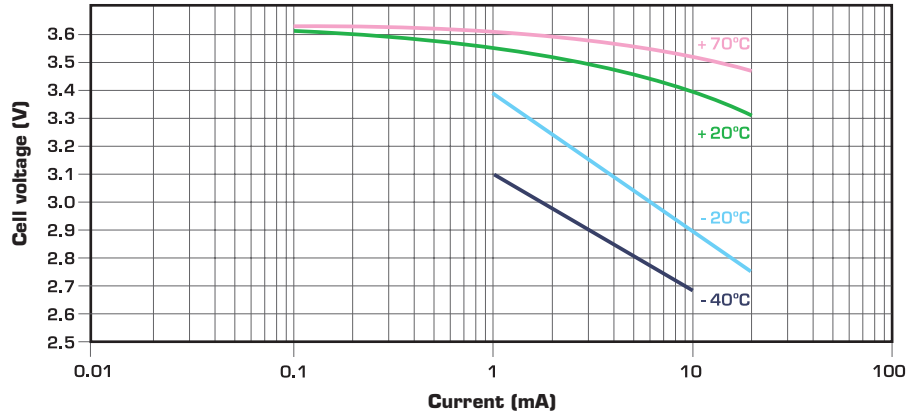
Available termination suffix

CN, CNR	radial tabs
2 PF, 3 PF, 3 PF RP, 4 PF	radial pins
CNA (AX)	axial leads
FL	flying leads ... etc.

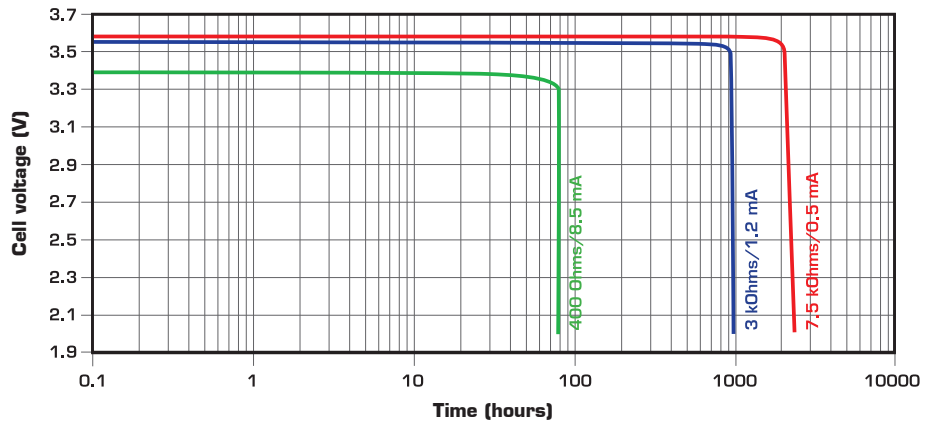
LS 14250W



Voltage plateau versus Current and Temperature (at mid-discharge)



Typical discharge profiles at +20°C



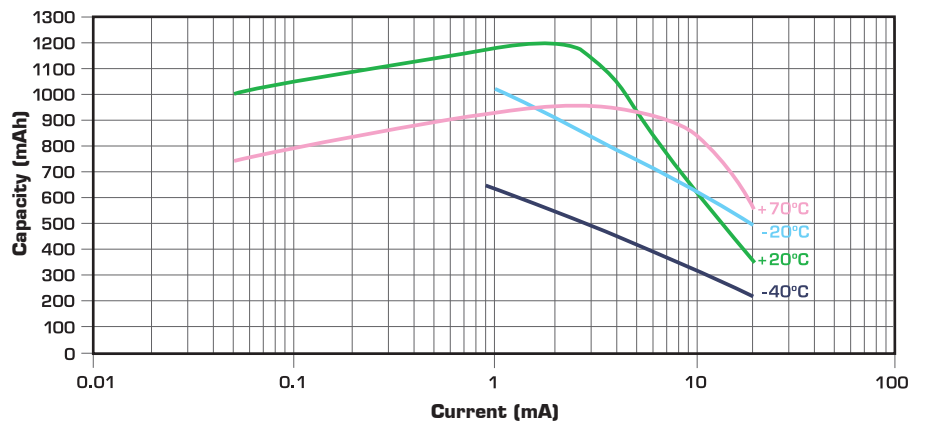
Storage

- The storage area should be clean, cool (*preferably not exceeding +30°C*), dry and ventilated.

Warning

- Fire, explosion and burn hazard.
- Do not recharge, short circuit, crush, disassemble, heat above 100°C (212°F), incinerate, or expose contents to water.
- Do not solder directly to the cell (*use tabbed cell versions instead*).

Restored Capacity versus Current and Temperature (2.0 V cut-off)



Saft

Specialty Battery Group

12, rue Sadi Carnot
93170 Bagnolet - France
Tel.: +33 (0)1 49 93 19 18
Fax: +33 (0)1 49 93 19 69

www.saftbatteries.com

Doc. N° 31087-2-0210

Information in this document is subject to change without notice and becomes contractual only after written confirmation by Saft.

For more details on primary lithium technologies please refer to Primary Lithium Batteries Selector Guide Doc N° 31048-2.

Published by the Communications Department.

Photo credit: Saft

Société anonyme au capital de 31 944 000€
RCS Bobigny B 383 703 873

Produced by Arthur Associates Limited.



SAFT